


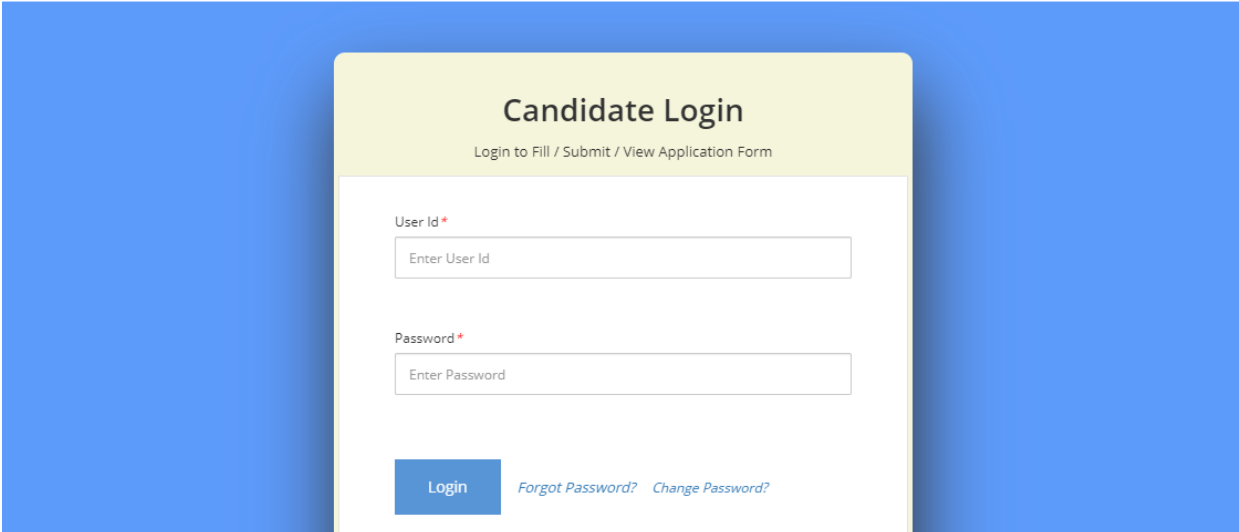
# Steps to download Admit Card for IISER 2020

The process to download the Admit Card from the candidate's account are as follows:

## Step 1:

Go to IISER Admissions Official Website (<http://www.iiseradmission.in/>) and click on Admit Card Download link.

Applicant needs to enter their respective User-ID and Password to login, then click on Login button (You need to use the Application sequence number as the Login ID and password is as received during the registration/application process)

## Step 2:

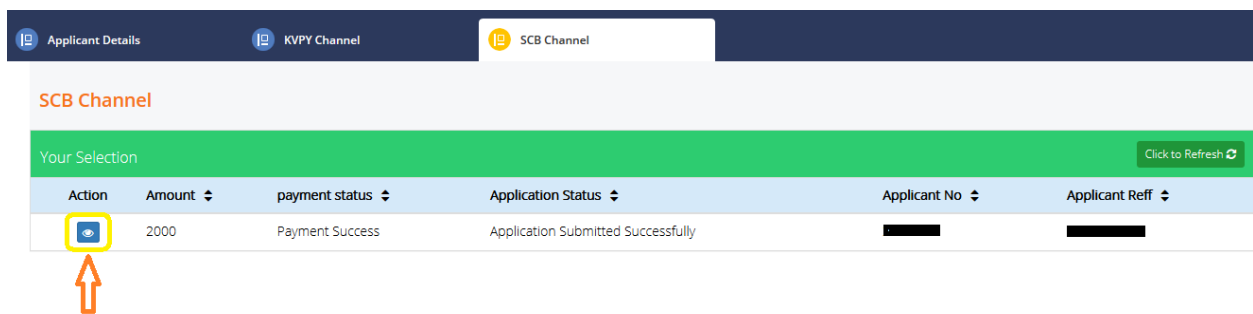
Once logged in, you will receive a pop-up message mentioning “You have successfully submitted your Personal Details”. Please close the page and click on SCB Channel TAB as mentioned below :



### **Step 3:**

In the SCB Channel, you will be able to see your application payment details.

Click on the action button  as highlighted below to proceed further :



### **Step 4:**

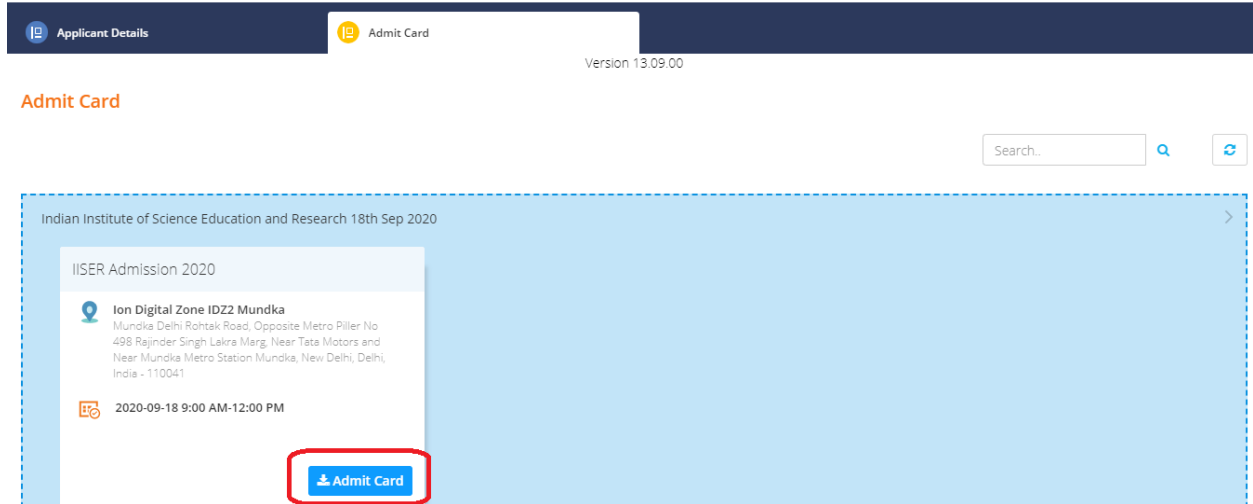
Once you click on the Action button, you will be taken to the SCB Channel application page. Then click on the **Admit Card Tab** as shown below:



## **Step 5:**

In the **Admit Card** tab, you will be able to see the Exam date, Time and the Test venue details.

**Click on Admit Card button to download your Admit Card in pdf format.**



The screenshot displays the 'Admit Card' tab in a web application. The header includes 'Applicant Details' and 'Admit Card' tabs, with 'Admit Card' selected. The version number 'Version 13.09.00' is visible. The main content area shows the exam details for 'IISER Admission 2020'. The details include the location 'Ion Digital Zone ID22 Mundka' with the address 'Mundka Delhi Rohtak Road, Opposite Metro Pillar No. 498 Rajinder Singh Lakra Marg, Near Tata Motors and Near Mundka Metro Station Mundka, New Delhi, Delhi, India - 110041' and the exam date and time '2020-09-18 9:00 AM-12:00 PM'. A red box highlights the 'Admit Card' button at the bottom of the card details.

## **Step 6:**

After downloading the Admit Card/Hall Ticket, take the print to avoid last minute hassle. Also make sure to read the instructions provided on the Admit Card/Hall Ticket carefully and follow them.